

Shape – design element sketch page

Design element Shape

Objective:

I can create from shapes.

Design elements: Smallest units of design
Line, shape, texture, value, space, form, color.

Notes:

Shape – A design element

Definition –

- A. An area that stands out because of a **boundary**.
- B. A **line** that meets itself.

Basic shapes: circle, **square**, rectangle, triangle, oval



1. **Implied shape** – A shape that is suggested because of dots, dashes or edges.
2. **Geometric** shapes – shapes that have a mathematical name.
Ex. Circle, square, rectangle, triangle, oval or trapezoid.
3. **Symbol** shape – a symbol shape is a shape that stands for something else. Ex. Heart, Cross, four leaf clover, Star.
4. **Organic** shapes – shapes that are from nature and don't have a mathematical name. A free form shape.
Ex. A puddle, a Cloud, A milk spill
5. Positive shape – the shape of the **object**.
6. Negative shape – the shape of the space **around** the objects.
7. Static shape – a tall square building is static/ low energy.
8. Dynamic shape – a roller coaster/ high energy.
9. Shapes are **two** dimensional – 2D
10. Draw the shapes in the boxes.






Positive

Negative

Implied Shape

Geometric shape

Organic shape



Assignment: Draw the goose using shapes. Second draw the goose adding feathers and texture.

Art ITV Bailey – Shape assignment.

Draw the goose using only shapes: circle, oval, square, rectangle and triangle.

1. Look at the goose and find the shapes that make up the form.

A. Head is an oval or circle.

B. beak is a triangle.

C. Neck is a rectangle. Etc.

2. Draw the goose in your sketch book using only the shapes.

3. email your work.

